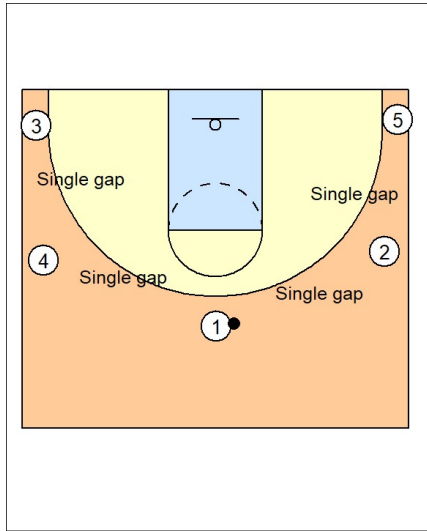


Offence

5-out creating gaps



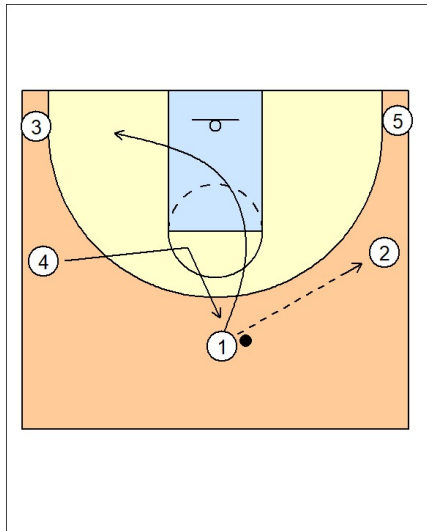
1

This outline complements Blog Posts on 5-Out Motion and 5-Out Dribble Attack.

A goal on offence is to create gaps for dribble penetration. Gaps are created by spacing and cutting, players hold their positions to maintain a gap, then fill spots on a pass or react to a drive. Fill cuts and exit cuts are delayed.

Conventional 5-out spacing uses three guards. There are single gaps between all attackers, defenders can help and recover on dribble penetration. Cuts are needed to create bigger gaps.

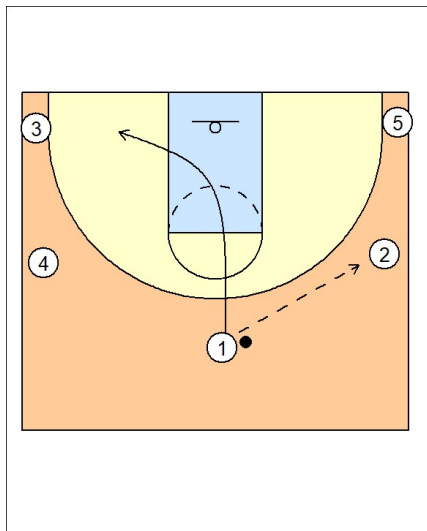
See Offence - 5-out youth motion.



2

a)

On a pass to 2, 1 creates space by passing and cutting but 4 immediately fills behind, taking away the space.

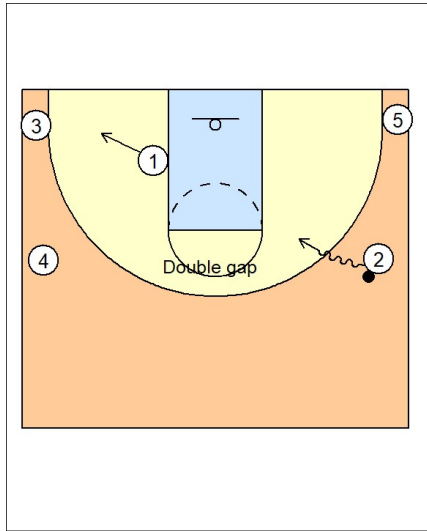


3

If 4 holds (delays a fill cut), the result is a bigger gap for 2 to attack.

Offence

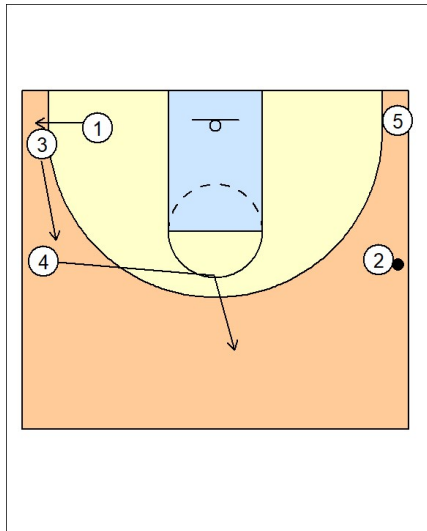
5-out creating gaps



2 has a double gap to attack middle.

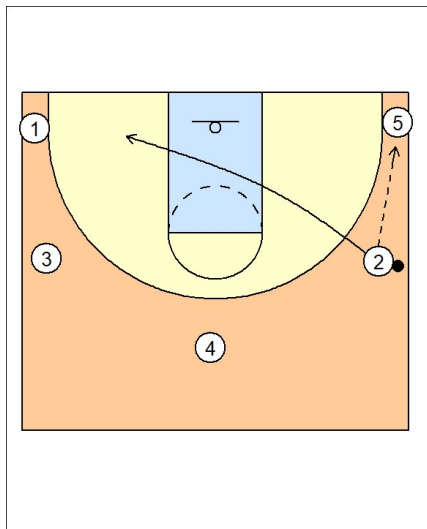
4

How 4 reacts to a drive depends on the offence, e.g. backcut or rotate behind.



4 fills the top after a two-count if there is no drive (or if 2 passes to 5, see below).

5



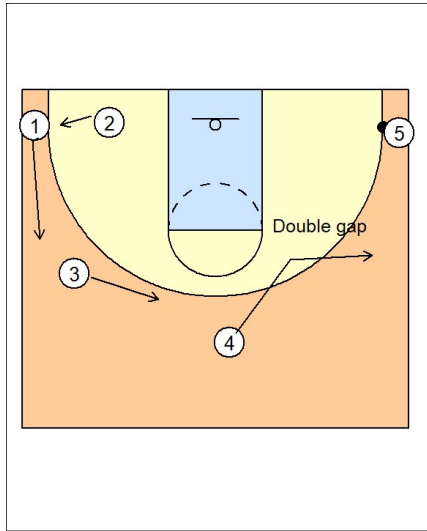
b)

2 cuts and clears on a pass to the corner, 4 holds out top, creating another double gap, this time for 5.

6

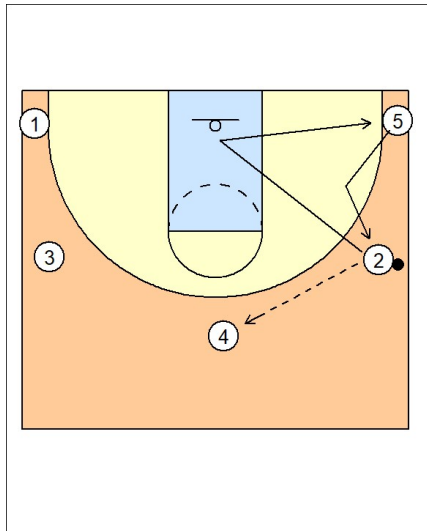
Offence

5-out creating gaps



If 5 does not attack the double gap, 4 fills the wing after a two-count.

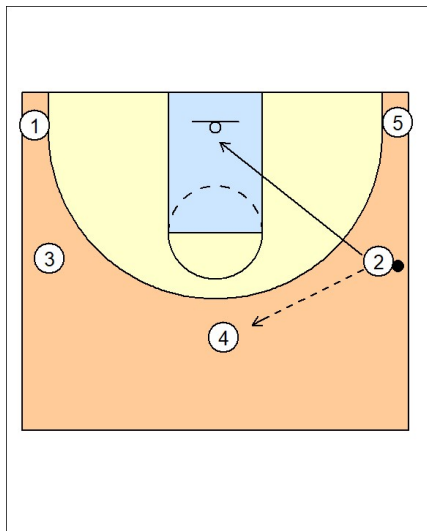
7



c)

Here 2 passes to 4 out top, cuts to the basket, 5 fills behind (taking away the space), and 2 exit cuts to the corner.

8

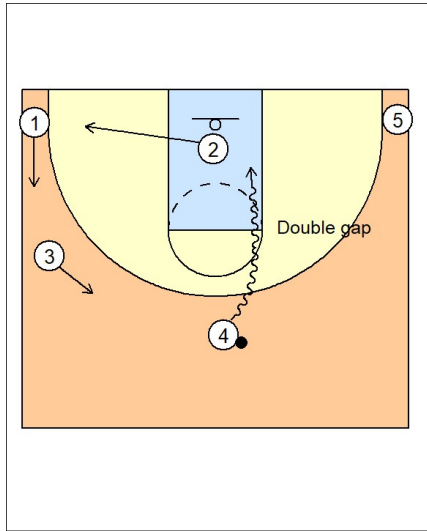


Instead, 2 can cut to the basket, pause (and post up) to read 4, 5 holds in the corner.

9

Offence

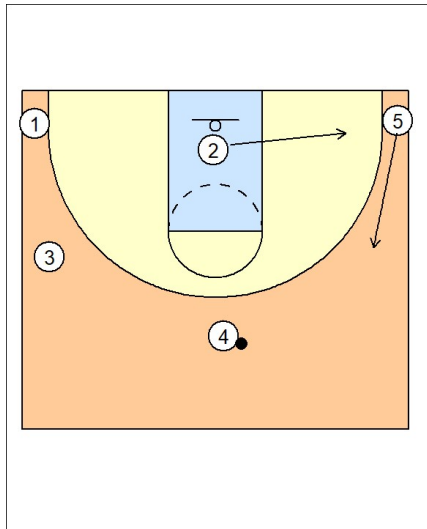
5-out creating gaps



4 has a double gap to attack right

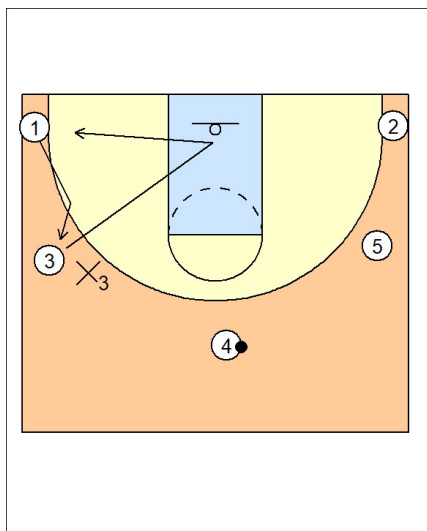
2 exit cuts opposite a drive by 4 (right or left).

10



If there is no drive after a two-count, 5 fills the wing and 2 exits to the corner (a late exit cut).

11



d)

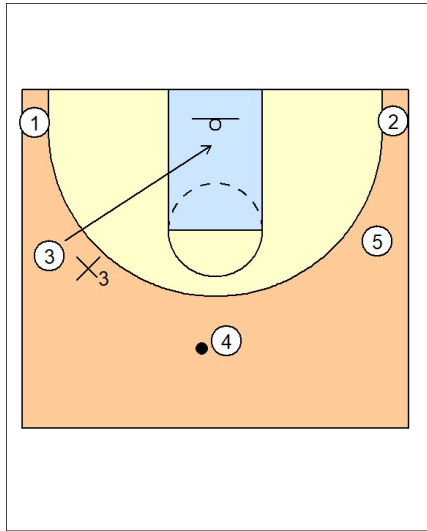
We can use the same approach on backcuts to the rim.

Here a pass to 3 is overplayed (denied), so 3 backcuts to the rim (creating space), 1 fills behind (taking away space), and 3 exit cuts to the corner.

12

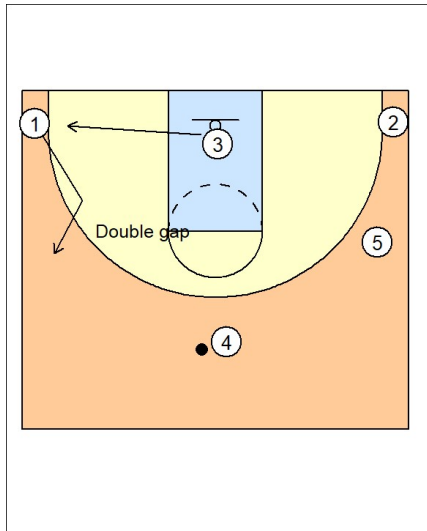
Offence

5-out creating gaps



13

Instead, 3 can backcut and stop to read 3 (and post up), 1 holds in the corner, maintaining a double gap for 4.



14

If there is no dribble penetration after a two-count, 1 fills the wing and 3 exits to the corner.